

Nautilus 3

The **Nautilus 3** range offers decorative surface mounted circular luminaires incorporating high output white LEDs within a 'sealed' polycarbonate light source enclosure minimising loss of efficacy due to dirt.

The mains driver and emergency lighting gear is installed in the back of the housing away from internal heat sources. The main luminaire housing is installed by twisting on to the first fix **back plate**.

The **Nautilus 3** range offers an exceptional opportunity to design contemporary lighting installations with aesthetic luminaires specifically designed to offer mains only or maintained emergency lighting with integral Micro-Wave presence detectors for switching the mains operation where required.

Nautilus 3 luminaires comply with EN60598.

OPERATION

Standard **Nautilus 3** luminaires provide upto 3210 Luminaire Lumens at 26.0Watts (up to 123.5lm/W) in 3 different selectable colour temperatures: 3000K, 3500K and 4000K.

The luminaires are available with standard mains drivers which have an adjustable output using DIP switches or DALI mains drivers and with integral 3-hour duration Maintained emergency gear, with the choice of standard, DALI/Self-Test or Bluetooth Wireless operation. Mains and emergency versions may be specified with an integral Micro-Wave presence detector to switch the mains lighting. Sensitivity, 'on' time and ambient light levels can be selected during installation.

The emergency lighting versions utilise integral high temperature Lithium Iron Phosphate (LiFePO₄) batteries. Maintained versions can be used for standard switched mains lighting but will automatically provide emergency lighting in the event of a complete loss of normal mains

DALI/SELF-TEST AND BLUETOOTH OPTIONS

Nautilus 3 luminaires can be supplied as standard mains/standard emergency; DALI mains/standard emergency; standard mains/ DALI emergency; standard mains/BLE emergency; DALI mains/DALI emergency or DALI mains/BLE emergency. See Order Codes on page 2.



GENERAL DETAILS

Product	Decorative circular luminaire
Light source	White LEDs (3855lm)
Construction	Polycarbonate housing and first fix base
Geartray	Back of main housing
Dimensions	380mm dia.(max) x 69mm (H)
Cable entry	Through first fix base



NT3/M3/WH



Emergency Lighting Products Limited
 Parbrook House, Cillmans Industrial Estate,
 Natts Lane Billingshurst, West Sussex RH14 9EZ

Telephone: +44 (0) 1403 786601
 Fax: +44 (0) 1403 786602
 e-mail: sales@elp.uk.com

Safe in the knowledge
elp.uk.com

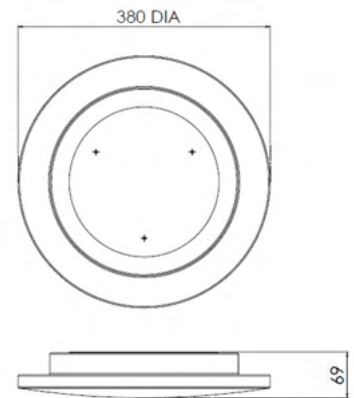


Circular Luminaires

Nautilus 3



SPECIFICATION

	Maintained	Mains only
Light source	Surface mount White LEDs 3855lm	
Colour temperature	3000K, 3500K or 4000K	
Luminaire lumens (mains)	upto 3210lm	upto 3210lm
Luminaire lumens (emergency)	upto 405lm	—
IP Rating	IP42	
Ambient temperature (Ta)	0°C - 25°C	
Insulation class	Class II	
Supply voltage	230V~50Hz	
Supply power	26W	26W
Charge power (typical)	1.6W	—
Battery	1 x 6.4V 2.3Ah LiFePO ₄	—
Weight	3.5kg	2.6kg



NAUTILUS 3 – Emergency Lighting Spacings

	Mounting height (m)	Fitting to Wall (m)	Fitting to Fitting (m)	
Nautilus 3 operating in emergency mode	2.5	4.7	11.2	1 Lux min at centre
	4.0	5.0	12.9	
	2.5	5.7	12.2	0.5 Lux min (open)
	4.0	6.0	13.6	



ORDER CODES	Description
NT3/230/WH	380mm dia. 'standard' Mains only luminaire
NT3/230D/WH	380mm dia. 'DALI' Mains only luminaire
NT3/M3/WH	380mm dia. 'standard' Mains and 'standard' emergency luminaire
NT3/M3D/WH	380mm dia. 'standard' Mains and 'DALI Self-Test' emergency luminaire
NT3/230D/M3/WH	380mm dia. 'DALI' Mains and 'standard' emergency luminaire
NT3/230D/M3D/WH	380mm dia. 'DALI' Mains and 'DALI Self-Test' emergency luminaire
OPTIONS:	
/MW	Integral Micro-Wave presence detector
/BLE	Wireless DALI emergency

Emergency Lighting Products Limited
 Parbrook House, Gilmans Industrial Estate,
 Natts Lane Billingshurst, West Sussex RH14 9EZ

Telephone: +44 (0) 1403 786601
 Fax: +44 (0) 1403 786602
 e-mail: sales@elp.uk.com

Safe in the knowledge